



March 2009



PO Box 62
Macungie, PA 18062

<http://www.lvphotographyclub.org>

A Word From Our President, Andrew Smith



Hello, LV Photography Club members,

As I am writing this I am listening to the Weather Channel telling me that we are in for a winter storm event. I'm ready for the crocuses to come up, seeing more of my favorite birds at the feeders, enjoying more sunlight during a given day and the increase of temperatures outside.

There are a number of things I wish to inform everyone about this month. The first thing would be to think about nominations for next year's positions. These include, President, Vice-President, Secretary, Treasurer, Program/Education committee chair, Event Coordinator committee chair, Digital/Print committee chair. If I have missed any, I apologize. I intentionally left out Internet/Technology chair as Scott Husted will continue in this role.

Our calendar year is from June 1 through May 31, so let the nominations start flooding into my email box. It would be wonderful to pass the baton to an energized new group of people. **IMPORTANT NOTE:** You may nominate yourself for any position.

Questions have been raised as to whether one may vote for their own photograph for each month's assignment. The motion to allow that passed as we had a quorum. Take advantage of the fact that we will be offering professional SmugMug accounts (a value of \$149.95) to the winner of each month's assignments.

Lee Levin-Friend and I are heading up a committee to hold our first annual juried photography exhibition in May. Details about this will be forthcoming soon.

Be well, do good work and keep in touch!
Andrew Smith, President LVPC

~ LVPC Club Calendar ~

The March Photo Assignment Theme is Candid

Thursday, March 19, 2009 - 7:00 PM
LVPC Club Meeting - Banana Factory

Saturday, March 21: 9:00 AM
LVPC Photo Walk
Greenhouse location TBA

The April Photo Assignment Theme is Self-Portrait

Thursday, April 16, 2009: 7:00 PM
LVPC Club Meeting - Banana Factory

Sunday, April 19: Time TBA
Longwood Gardens - by carpool

The May Photo Assignment Theme is Floral

Sunday, May 17: Time TBA
Jim Thorpe, PA - LVPC Scavenger Hunt

For more information on all club events and other events from around the Lehigh Valley, visit the LVPC Club forum.

Our Executive Board & Committee Chairs

President Andrew Smith
President@lvphotographyclub.org
Vice President Sandy Gellatt
VPresident@lvphotographyclub.org
Treasurer Jeff Grim
Treasurer@lvphotographyclub.org
Secretary Susan Smith
Secretary@lvphotographyclub.org
Internet Technologies Scott Husted
ITC@lvphotographyclub.org
Educational Programs Lee Friend
Digital@lvphotographyclub.org
Events Chairperson Loretta Killian
Events@lvphotographyclub.org
Digital Committee Nick Democritos
Images@lvphotographyclub.org
Public Relations Coordinator Teresa Delikat
PublicRelations@lvphotographyclub.org

Summary of Treasurer's Report for the Month Ending 2/28/2009
Jeff Grim, Treasurer

Beginning Balance (2/1/2009)
\$1,724.90

Add: Total Receipts
85.00 (prorated dues for 6 new memberships)

Less: Total Disbursements
45.00 (Annual renewal of PSA dues)

Ending Balance (2/28/2009)
\$1,955.90



Notes: Reported on a cash basis.
Above does not reflect the cost of donated supplies and services to-date
copying costs, laminating, postage, etc.)

For information purposes, the net ending balance for the 2007-08 year
(on an accrual basis, after adjusting for prepaid dues and sale of discount books) was \$162.04.
Total membership fees of \$2,175.00 have been collected for the current year
(for 80 memberships, 88 total members) and \$280 for the sale of discount books.

Membership Update: 88 - Total membership as of February 28, 2009.

Copies of the complete report will be made available and at the regular meeting, upon request.



LVPC Executive Board Nominations Taking Place!

Email your nominations to LVPC Club President Andrew Smith at president@lvphotographyclub.org

Positions include President, Vice-President, Secretary, Treasurer, Program/Education Committee Chair, Event Coordinator Committee Chair, Digital/Print Committee Chair.

You MAY nominate yourself to any of these Executive Board positions. Elections will take place at the LVPC General Club Meeting on Thursday, May 21, 2009. The newly elected officers will take their posts on June 1, 2009.

LVPC EVENTS



MARCH PHOTO WALK

Saturday, March 21, 9:00 AM
Grower's Shoot, open greenhouse
location to be determined
(Watch the forums for more information.)

April Program: To Be Announced

Watch the main page of the club's website for the program theme when it's available!

Have a program idea? Contact the Educational Programs Committee at

Digital@lvphotographyclub.org



Our FIRST annual juried photography exhibition will be held in May of 2009. This will be a culmination of the club's work for the year.

Pictures must be 11x14 and matted or framed. If you would like to help with planning contact Andy or Lee. It is hoped that this will be a yearly exhibit.

Details about this will be forthcoming!!

LVPC Upcoming Photo Walks

The Events Committee is looking into some smaller daytrips we can take, such as going to the Statue of Liberty/Liberty Park, Bucks County Covered Bridge Tour, etc. As always, we are open to suggestions. Please email suggestions to: Events@lvphotographyclub.org

APRIL – Sunday, April 19, Time TBA
Longwood Gardens, Springfield PA (carpool)
A day of shooting Spring flowers and nature, indoor and out. **The Alternate April shoot** for those unable to attend will be “Any Flowers”.
Display of photos at First Friday at Banana Factory.

MAY – Sunday, May 17, 8:00 AM
Jim Thorpe, PA Photo Scavenger Hunt
This will be our 2nd Annual Scavenger Hunt!
Rain date/alternate date – weeknight shoot

JUNE – Saturday, June 13, all-day shoot
Camp Geiger Civil War Days
Whitehall Parkway, Whitehall PA
(Repeat of last years' successful event)
www.campgeiger.org

JULY – July 16-19 Lehigh Valley SportsFest
Held at various venues throughout Allentown over a several day period. Display of photos at First Friday at Banana Factory

Watch the forums or email the committee for more details on these events!

2009 Photo Critique Months

The 2009 LVPC photo critique months will be held in January, March, May, July, September, and November.

Contact Nick for more information and submission deadlines.

Images@lvphotographyclub.org

Our January Club Assignment Theme Was Blue

Congratulations To Our Theme Winner, Jeff Grim!!



Shot at home with my Canon XTi, 50mm lens. F2.8, 1/40ths of a sec, and at 400 ISO (which I did to hand-hold indoors without flash, then used a tripod anyway). Very minor touchup in Elements.

Setup: I laid out color swatches I obtained at two stores on a black foam board on the lower level of our coffee table. Then I arranged paint can, stirrer, brush, etc. on the upper glass level. Taken straight down using a tripod. I wanted the items on the upper level to be in focus, the swatches slightly out of focus to achieve a 3D effect..

Don't forget to vote for the February Theme
Landscape!! Voting runs March 1 - 10.

Our Upcoming Photo
Assignment Themes are:

March ~ Candid
April ~ Self-Portrait
May ~ Floral



New Resolution For The Photo Assignment Themes

Per President Andy Smith, members may now submit two images for each photo theme assignment. If you take a photo later in the month that you believe is better, you may delete and replace the originally posted photos as long as it is done by the end of the month. Questions? Be sure to email Andy and watch the forums for details.

Our February Club Photo Walk



Rhonda Pagano

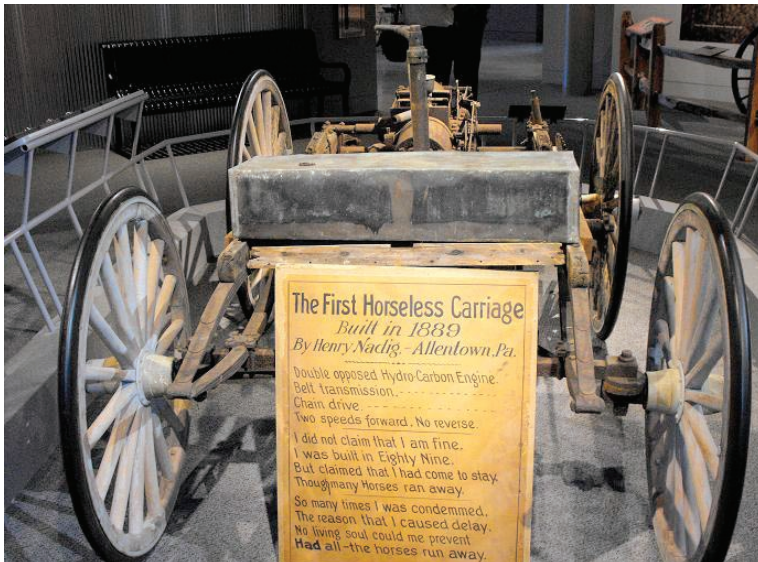


Judy Zabrecky

Our February Club Photo Walk



Jeff Grim




Loretta Killian

Meet Club Member: Ken Kovak - Studio Box Photography


There are times, especially when it's cold or windy, when the prospect of doing outdoor nature photography is unappealing. A comfortable alternative is shooting macro and still life images in my home. There are two key challenges with this type of shooting: controlling the light and choosing the background.

There are many options available for managing these two components of still life photography. A quick search of the internet (try "light tent") will yield any number of commercial and homemade alternatives. I settled on one of the homemade versions: a "Portable Studio Box". This tool is easy and inexpensive to construct.



The studio box is made from a cardboard box. The box you choose will depend on the size and shape of what you want to photograph. I chose a 12x12x12 inch box that I picked up at my local shipping store. After the box is formed, cut out windows from the top and both sides, leaving 3/4 to 1 inch of the cardboard all the way around. Cover the windows, on the outside, with a translucent material, such as tissue paper or vellum, securing with tape. You can cut off the two horizontal flaps on the front of the box. Leaving the other two flaps helps with light control as you open, or close, them. I use pieces of mat board, cut to fit the inside of the box, as the background and base for the items I wish to photograph.

Now we have soft, diffuse light coming from the sides or top, or any combination of the three. You can use your flash unit (as long as it's off camera), window light, sunlight or a lamp, to provide you with the lighting you want. I sometimes use a full spectrum Ott Light, often used for art work. If you use a regular tungsten lamp be sure to adjust your white balance to compensate. You have an infinite number of lighting combinations from which to choose to create the photograph that you envision.



Meet Club Member: Ken Kovak - Studio Box Photography

There are many options for the base and the background. Different color mat boards can be used to compliment your subject. To have an unbroken base and background use a single piece of mat board. Use a glossy black granite tile (purchased at the local home center) as a different base. Securing subjects on the base can be challenging. The baseball was held in place by a small piece of "poster tac", while the grass fronds were secured with a small piece of Styrofoam.

There is one other option in constructing your studio box that I should mention. If you also cut out the entire bottom of the box it will allow you to take your box outside and place it over a flower or plant. How many times have you come across a beautiful specimen only to have the sun create harsh shadows? Your portable studio box will take care of that. If you have an interest in macro or still life photography, making your studio box will be time well spent.

I started photography shortly after college when I purchased my first film SLR, a Pentax ME. My current camera is a Canon EOS 40D. My photography focus has varied over the years from shooting flowers to mainly photographing my children. Through the years I have consistently been drawn to photographing God's amazing natural creation.

LVPC Newsletter New Feature Column:

In the February edition of the newsletter, the column "Meet Club Member:" debuted. This is open to ALL club members whether you are a casual clicker, hobbyist, semipro or pro!!!! I would like members to volunteer to provide an article for this column.

If you would like to submit a column, email me to be placed on the publication schedule....first come first published!!

publicrelations@lvphotographyclub.org

Details:

- * Articles 500 words or less about what sparked your interest in photography,*
- * Or the article can be about your favorite type of photography*
- * Include 1 "about me" paragraph*
- * 4-5 photos (one can be of you, if you choose).*

Lehigh Valley Photography Club
Meeting Minutes - February 19, 2009

The meeting was called to order at 7:05 PM by President Andy Smith.

1. Juried Photo Exhibition - Andy and Lee are planning a juried photo exhibition for May. This will be a culmination of the club's work for the year. Pictures must be 11x14 and matted or framed. If you would like to help with planning contact Andy or Lee. It is hoped that this will be a yearly exhibit. Details are being worked on.

2. Executive Board Nominations - Nominations are now being accepted for next year's Executive Board. You may nominate someone or nominate yourself.

3. Monthly Photo Assignments - Andy asked for reasons why there was so little participation in the monthly assignment. One of the problems could be confusion as to when to submit and when to vote. It is planned that there will be a section on the home page of the website that will give dates for the beginning and end of the contest and times to vote (the first 10 days of the following month). Entries can be submitted from the first to last day of the month of the assignment. The winner of each contest receives a Pro Smug Mug account for 1 year.

A discussion was held on voting for one's own photo, By a vote of 12 to 10 it was decided that participants will be able to vote for their own photo if they feel that is the best submission.

A suggestion was made that participants may post 2 pictures per contest, the rationale being that if a picture is posted early in the month, a better one may be taken later. It was pointed out that if a participant takes a better photo they have the opportunity to delete the first one and substitute the second picture. Discussion on this subject will continue.

To summarize, two rule changes were adopted. Participants can vote for their own photo and also can replace their photo during the month of the contest.

Jeff Grim was the winner of January's assignment (Blue).

Upcoming assignment subjects were announced - March-"Candid", April- "Self-portrait" and May- "Floral".

4. Dan's Discount Books - Andy distributed the books to anyone who purchased them.

5. Canvas on Demand Voucher - Lee Friend distributed \$25 gift vouchers to be used at Canvas on Demand.

6. Program - There were 2 speakers this month.

Ralph Lindgren gave an informative presentation on the applications of Helicon Focus and HDR (High Dynamic Range) illustrated with representative photos.

Frank Smith presented photos taken on his trip to Kashmir last fall. They were divided into several categories - Dal Lake, the streets of Kashmir, the faces of Kashmir and the mountain regions. Several of his photos will be printed in a book being published by the Maine Photography Workshop. Frank's presentation was enhanced by the presence of the organizer of the trip, noted photographer John Isaac. John added some remarks about the trip and the difficulties the participants faced.

The meeting was adjourned at 9:20 PM.

Submitted by Sue Smith

LV Photography Club Secretary